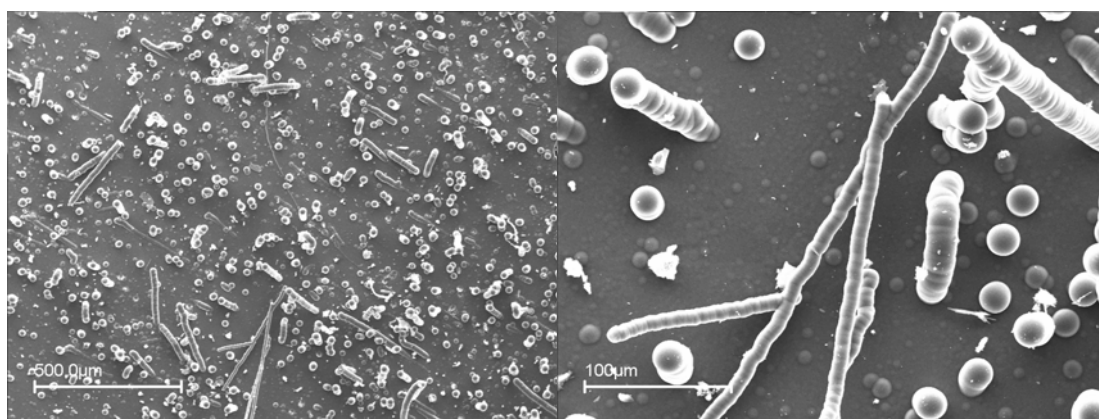



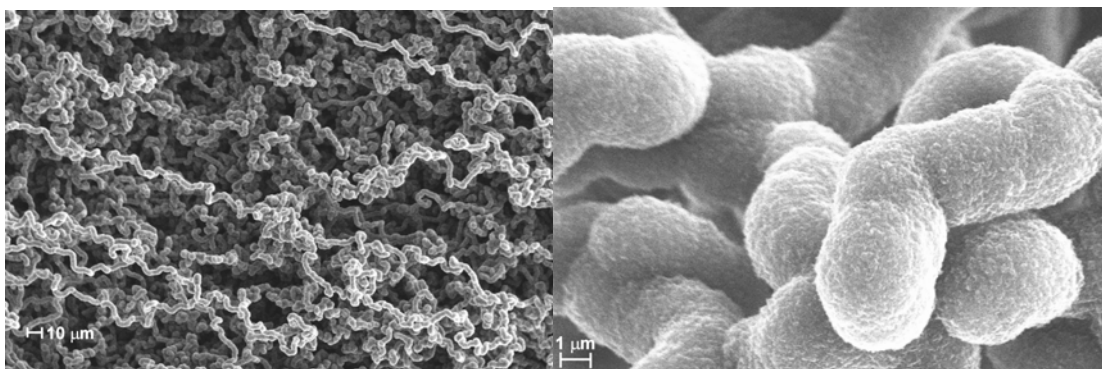
SEM images of carbon nanostructures produced in the Laboratory of Carbonaceous Materials




Fibrous formations obtained from methane using a CoC_2O_4 catalyst precursor.




Carbon nanofilaments obtained from methane using a $(\text{NH}_4)_3[\text{Fe}(\text{C}_2\text{O}_4)_3]$ catalyst precursor.



Carbon microfilaments obtained using a $\text{Ni}(\text{NO}_3)_2 + \text{FeC}_2\text{O}_4$ catalyst precursor



Multiwalled carbon nanotubes synthesized on the surface of rolled Ni plates



Multiwalled carbon nanotubes obtained using a ferrocene catalyst precursor